



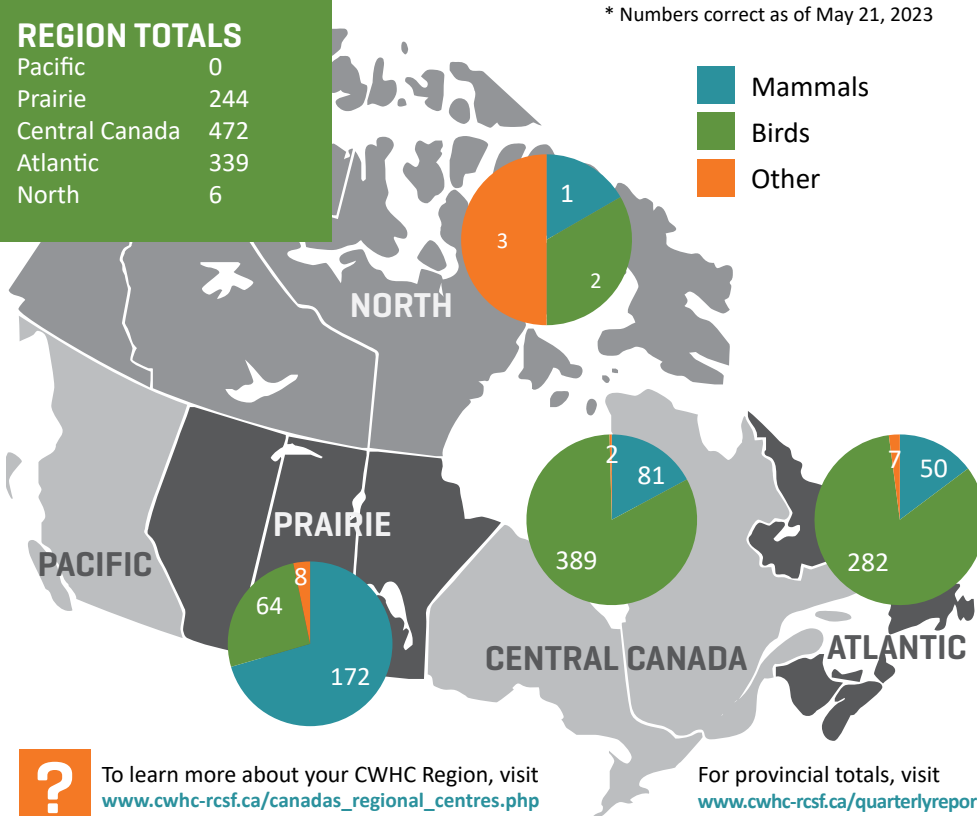
## ANIMALS SUBMITTED by region

1061 ANIMALS TOTAL

\* Numbers correct as of May 21, 2023

### REGION TOTALS

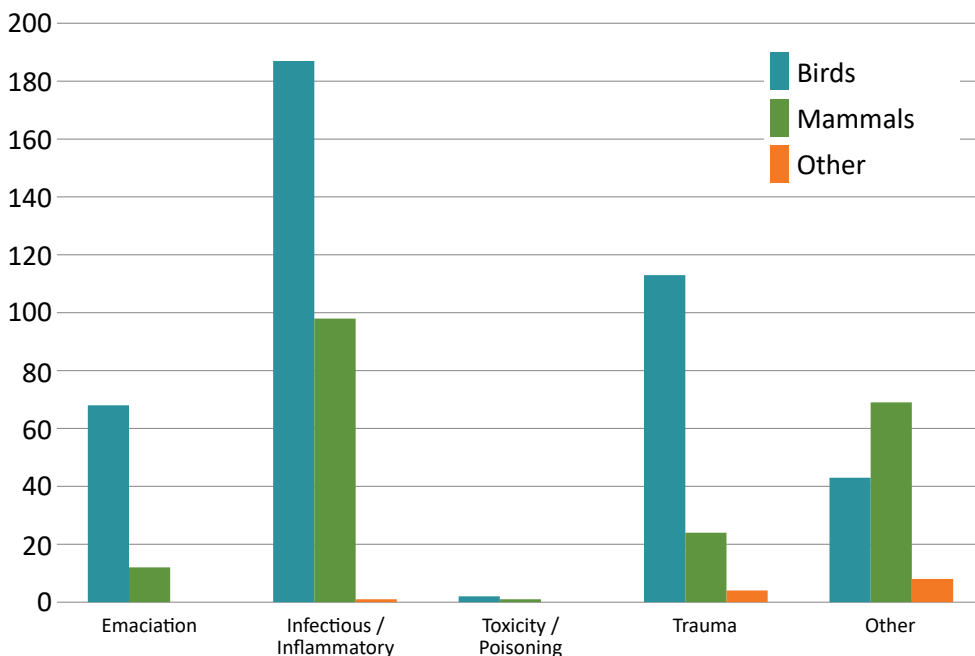
Pacific	0
Prairie	244
Central Canada	472
Atlantic	339
North	6



To learn more about your CWHC Region, visit [www.cwhc-rcsf.ca/canadas\\_regional\\_centres.php](http://www.cwhc-rcsf.ca/canadas_regional_centres.php)

For provincial totals, visit [www.cwhc-rcsf.ca/quarterlyreport](http://www.cwhc-rcsf.ca/quarterlyreport)

## CAUSE OF DEATH category



**PLEASE NOTE:** An additional 398 cases submitted to CWHC in this quarter are still pending cause of death determination; 312 birds, 81 mammals, and 5 other species. 'Other' diagnoses include neoplastic, metabolic, and degenerative diseases as well as those cases where no cause of death could be determined.

## SELECTED disease counts

### RABIES

Examined	221
Positive	3

### WHITE NOSE SYNDROME

Examined	30
Positive	0

### AVIAN INFLUENZA

Examined	780
Positive	63

### CHRONIC WASTING DISEASE

Examined	64
Positive	10

### BOVINE TUBERCULOSIS

Examined	64
Positive	0

### CANINE DISTEMPER

Examined	62
Positive	6

**PLEASE NOTE:** The cases reported above represent the data that are currently available in the CWHC database and should be considered preliminary. These data do not include all diagnostic testing for the selected pathogens carried out in Canada; additional testing is performed by other agencies and organisations. Examined refers to any candidate species for this disease. Testing is not always performed, unless the disease is suspected during necropsy or histological examination. Numbers are correct as of May 21, 2023.

For more information visit [www.cwhc-rcsf.ca/quarterlyreport](http://www.cwhc-rcsf.ca/quarterlyreport)



## HIGHLIGHTS

### Host-Parasite relationships in marine mammals: a fragile and sometimes fatal balance

Marine mammals, like most wild animals, are frequently infected with parasites. In the vast majority of cases, these parasitic infections are not associated with mortality. While these parasites represent a physiological cost to the host, the host usually manages to accommodate the presence of these organisms. In most cases, there is a host-parasite balance, as the survival and transmission of the parasite usually depend on the host's survival. However, under certain circumstances, these parasitic infections can be fatal. We present here three cases of fatal parasitic infections in marine mammals observed in 2022 in the St. Lawrence Estuary and Gulf in Quebec.

Last July, the carcass of a juvenile white-beaked dolphin (*Lagenorhynchus albirostris*) was found stranded in Blanc-Sablon, Quebec. Our examinations established that the sudden death of this white-beaked dolphin was caused by a pneumothorax secondary to the rupture of a pulmonary nematode cyst of the genus *Halocercus* sp.

A second species of nematode, *Otostrongylus circumlitus*, caused the death of a harbour seal (*Phoca vitulina*). This female juvenile harbour seal was found dead in Sept-Îles, Quebec. The seal was severely emaciated, suggesting death from a chronic disease. During the examination of the lungs, a large quantity of white, filiform roundworms obstructing the airways was observed in both bronchi.

The third case of fatal parasitic infection was observed in an adult female harbour porpoise (*Phocoena phocoena*) found dead in Baie-des-Sables, Quebec. A large amount of coagulated blood was found in the first gastric compartment. This significant gastric bleeding was associated with the presence of numerous nematodes (roundworms) with characteristic morphology of Anisakidae. These observations lead us to believe that this dolphin died as a result of acute bleeding in the first gastric compartment.

## FEATURED project

### ANTICOAGULANT RODENTICIDE TOXICITY IN WILDLIFE PREDATORS

**What is The Fish Health Tracker?** The **Fish Health Tracker** is a new tool that allows you to record observations on fish health quickly and easily, either in real-time using an app on your mobile phone or online when you get back to shore using the desktop app. Any observations can be reported, including healthy fish, fish that look abnormal or that are acting unusual, the presence of invasive aquatic species, or fish impacted by environmental issues such as contamination with chemicals.

**Why is this important?** Canada has a lot of rivers and lakes and the longest coastline in the world – that is a lot of water to cover when trying to monitor Canada's fish populations! Scientists with government and non-government agencies cannot monitor all of this water alone, so they need help from citizen scientists – people like you who spend time on (and in) the water, enjoy fishing, watching wildlife, or any activity that brings you into contact with Canada's fish population.


**How does it work?** The mobile or desktop app lets you enter information on fish species, health, and disease symptoms that will alert both government and non-governmental agencies to respond and investigate a potential problem if needed. After you enter your observation, a project scientist will review the information and classify it appropriately, whether it is information that supports the presence of a healthy fish population or information that indicates a problem. If a problem is suspected, the scientist may contact you for further information and/or alert local authorities to conduct a more in-depth investigation. By reporting what you see, scientists can respond much more quickly to a potential health issue, hopefully preventing it from spreading.

## WILDLIFE HEALTH tracker



### *Echinococcus multilocularis* detected for the second time in an Eastern Chipmunk in Ontario

A chipmunk was brought to a local wildlife rehabilitation centre with abdominal pain. It was euthanized and sent to CWHC, with a suspected *Echinococcus multilocularis* infection.



### Adrenal tumour (pheochromocytoma) in a Harbour porpoise

An adult male harbour porpoise was submitted for necropsy. The individual's left adrenal gland was increased in size. Microscopic examination confirmed that the animal had pheochromocytoma, a tumour of the medulla of the adrenal gland.



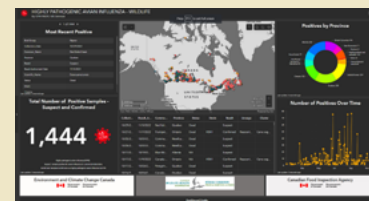
### Winter Mortality of American Crows:

#### Orthoreovirus in Ontario

The CWHC began receiving calls regarding an alarming number of dead crows, with no apparent cause of death. There were 300 birds reported dead in Chatham, and over 30 in Woodstock.

## HPAI tracker

For the most up-to-date information on HPAI in Canada, please visit the **Highly Pathogenic Avian Influenza - Wildlife Dashboard**.



For more information, visit [www.cwhc-rcsf.ca/quarterlyreport](http://www.cwhc-rcsf.ca/quarterlyreport)

CREATING A WORLD  
THAT IS SAFE AND SUSTAINABLE  
FOR WILDLIFE AND SOCIETY

